

Installing the SmartHub App






Android device users

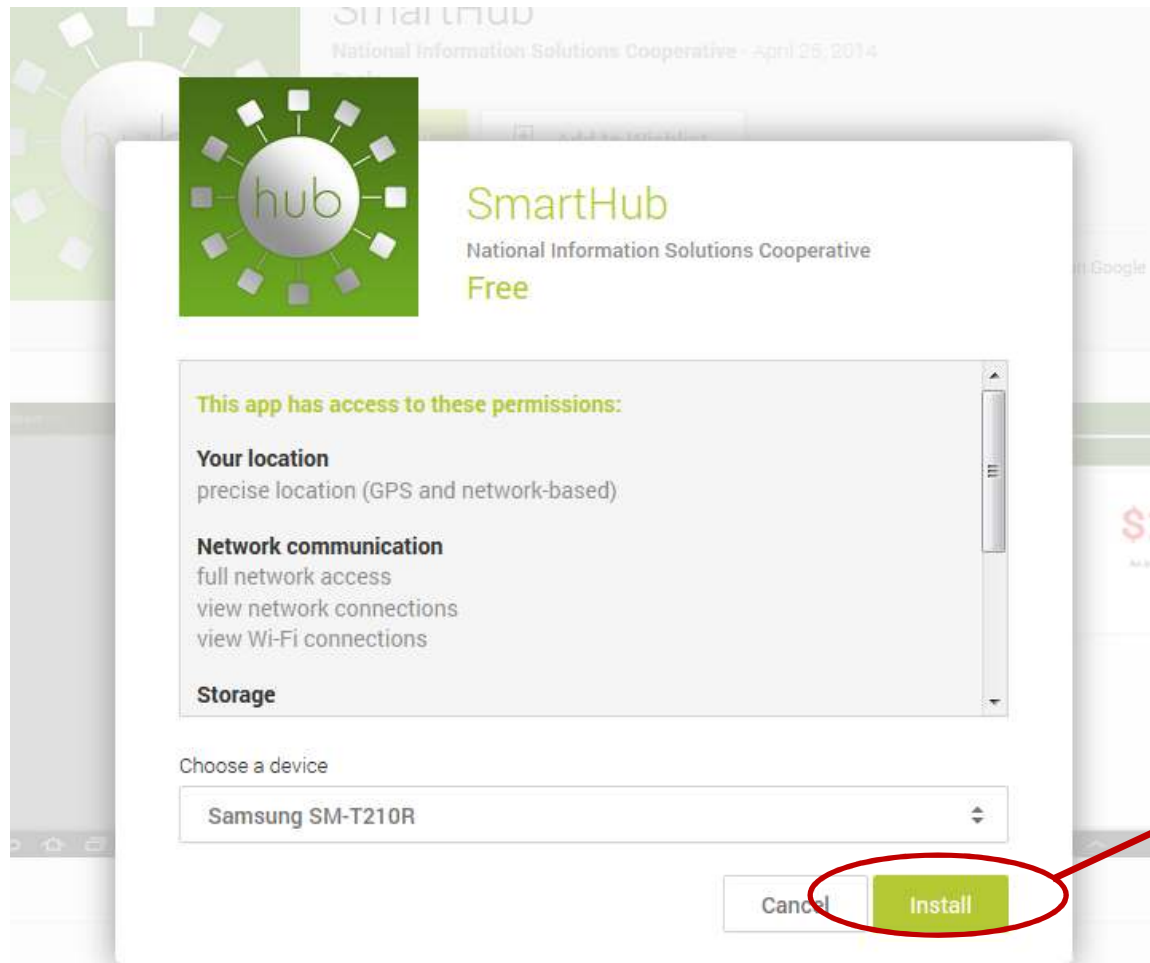
1a.

Search for "Smarthub"



Download the free app to your mobile device


3a.



Click "Install"

escription

SmartHub provides utility and telecommunications customers account management at their fingertips. Customers can vi
ments, notify customer service of account and service issues and receive special messaging from their local utility or



Apple device users

1b.

Search for "Smarthub"



Download the free app to your mobile device

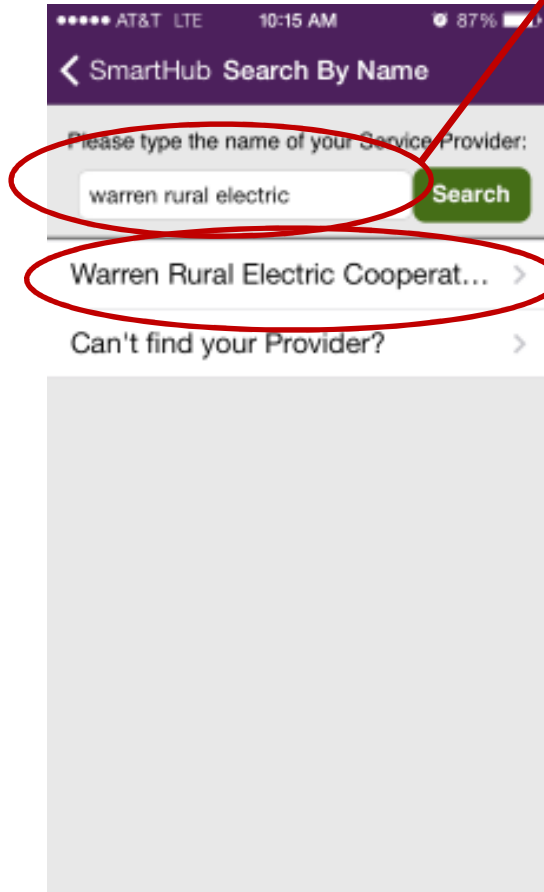


Click "By Name"

The following steps (2-13) are for both Apple and Android users.

2.

Search for "Warren Rural Electric" and click "Search"



Select "Warren Rural Electric Cooperative"

3.

Click on "Confirm".

Note: This is the only selection for Warren Rural Electric Cooperative. If you are in the Franklin, Leitchfield, or Morgantown district; this is the selection for you.

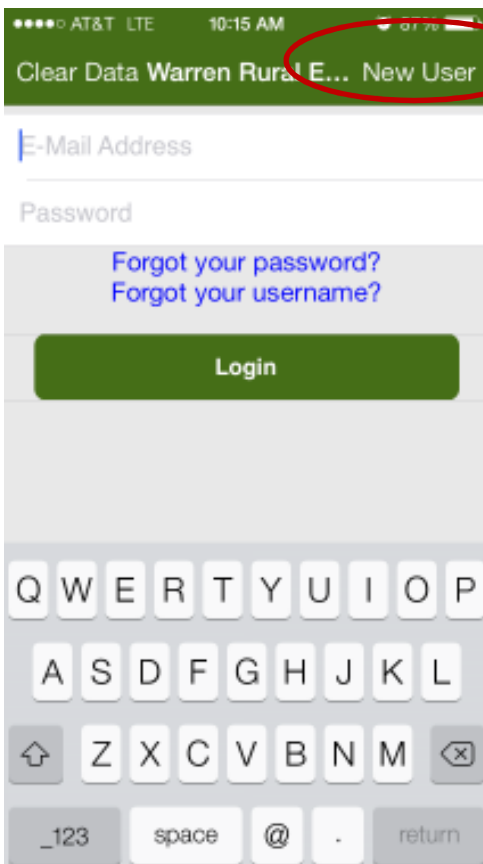


NOTE: If you have already registered your account through Warren RECC's Smarthub website link, all you will need to do is type in your e-mail address and password and click on "Login".

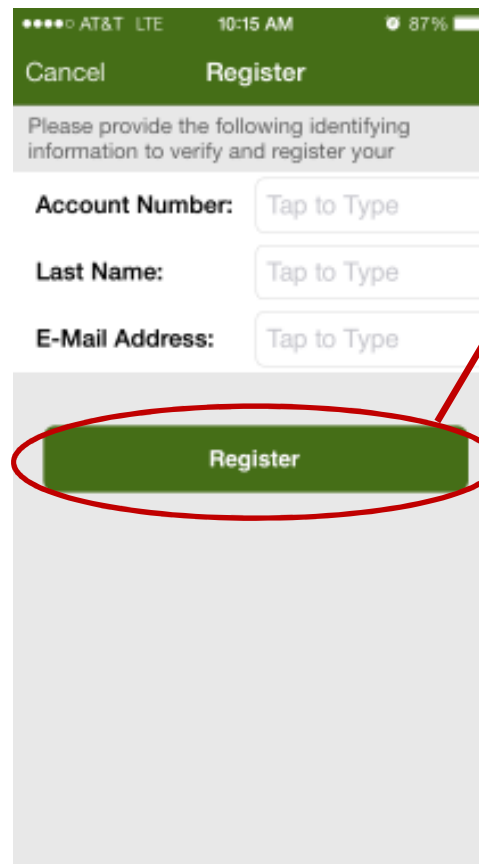
If you have not already registered, continue with steps 4-13.

4.

Click on "New User"



5.



1. Enter your entire account number, as seen on your bill (ex.:123456001)
2. Last name or business name
3. Valid e-mail address

Click "Register"

6.

1. Enter last 4-digits of SSN or Federal Tax ID
2. Select a security question and type in answer

Click "Register"

Register Security Check

VALIDATE BY ANSWERING

Last 4 digits of SSN/Federal Tax ID:

Tap to Type

Mother's maiden name

Answer:

Register

7.

Register Security Check

VALIDATE BY ANSWERING

Last 4 digits of SSN/Federal Tax ID:

0000

Mother's maiden name

Z

Registration Complete!
A temporary password will be emailed to you.

OK

Register

Click on "OK"

8.

SmartHub Registration

wrecc@smarthub.coop

Sent: Wed 5/7/2014 10:01 AM

To: Doe, John

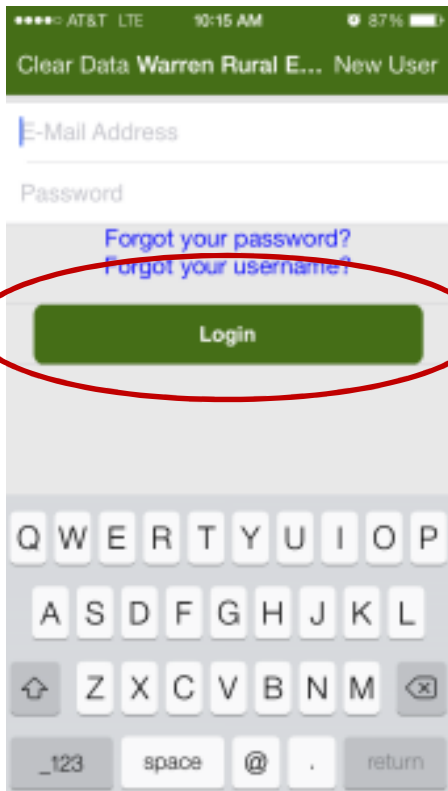
You have successfully registered with the SmartHub web portal for Warren Recc.

Please use this temporary password upon your first login: Your temp password is: RksNWhds

[Login »](#)

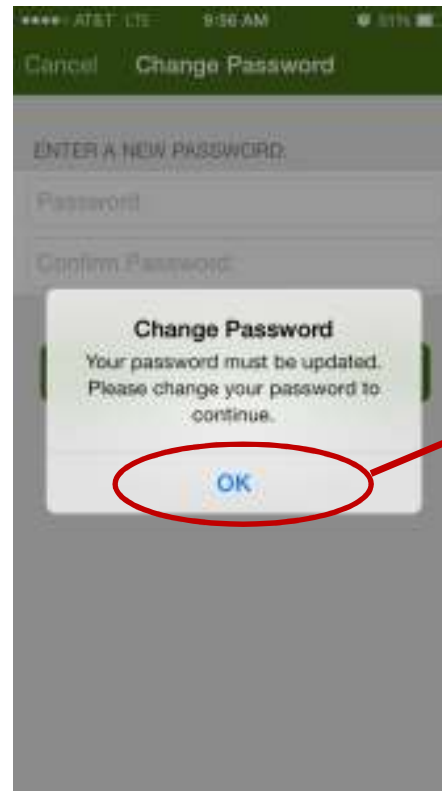
You will receive an e-mail that will have a temporary password for you to login in initially with SmartHub.

9.



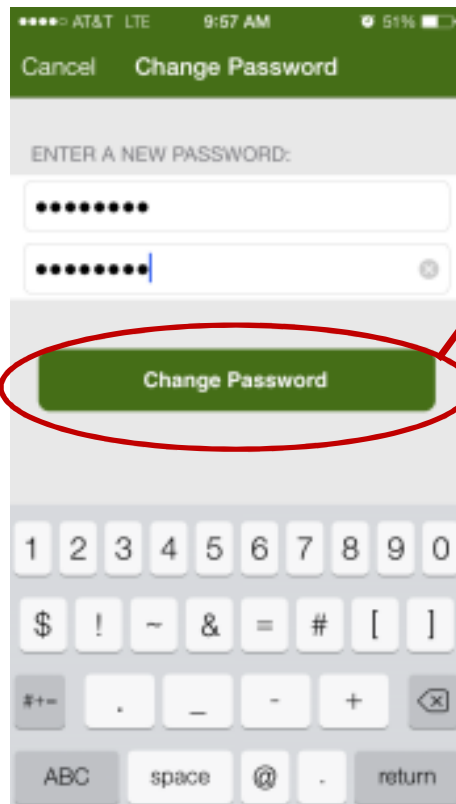
Use your email and temporary password to log-in to SmartHub.

10.



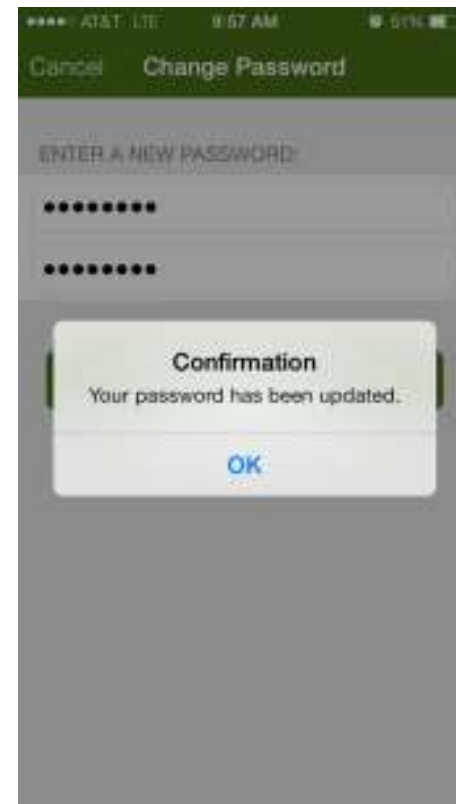
After you log-in for the first time, you will be prompted to change your password.
Click "OK"

11.



After you have changed your password, click "Change Password."

12.



13.

This will be your account home page containing your account information and useful tools.

